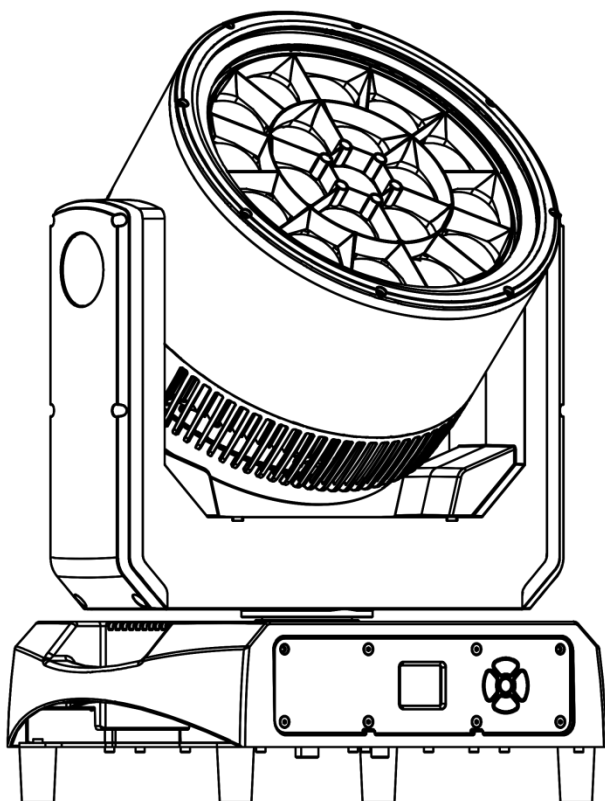


1940BWR

IP65 19*40W Bee Eye Moving Head



USER MANUAL

Please read manual carefully before use

CONTENTS

1. Safety Instructions	3
2. Technical Specification	5
3. DMX Set Up	7
4. Display	8
5. Menu	8
6. LUX Data	12
7. DMX Channel List	13
8. Mounting	56
9. Product Size	57
10. Attention	58
11. Trouble Shooting	58
A. The unit does not work, no light and the fan does not work	58
B. Not responding to DMX controller	58
C. One of the channels is not working well	59
12. Fixture Cleaning	59

Thank you for choosing our LED lights. Each facility has been rigorously tested. Please check whether the facility has been damaged during transportation. If you find any parts are missing or broken, please contact the manufacturer immediately. Please do not return the product without any notice!

1.Safety Instructions



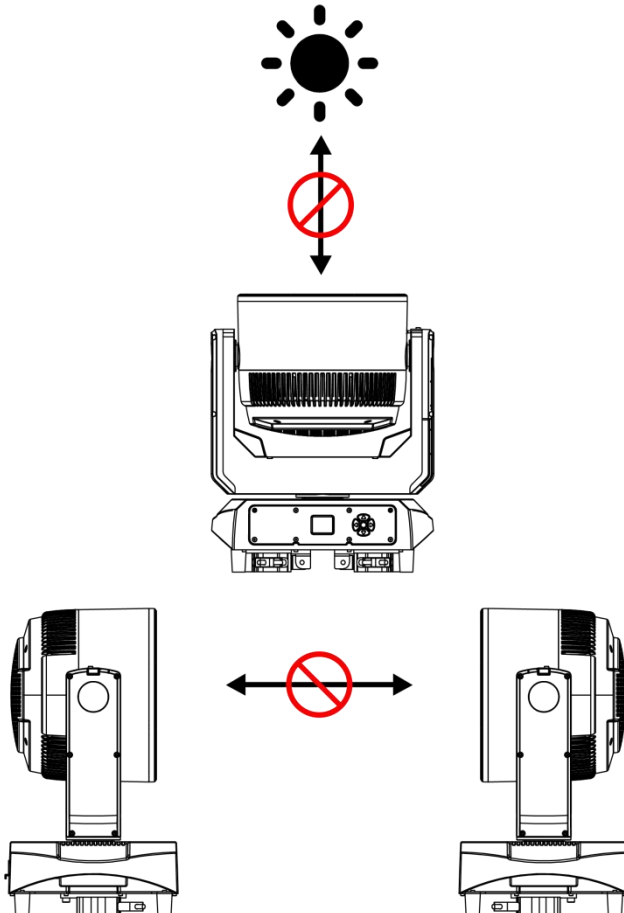
Please read this manual carefully, which includes important information on installation, use and maintenance.

Attention

- Please keep this USER MANUAL for future consultation. If you sell the facility to another user, be sure that they also receive this USER MANUAL.
- Please open and check in details and make sure there is no transportation damage.
- Before operating, ensure that the voltage and frequency of power supply match the power requirements of the facility.
- It's important to ground the yellow/green conductor to earth in order to avoid electric shock.
- The facility must be installed in a location with adequate ventilation, at least 50 cm from adjacent surfaces. Be sure that no ventilation slots are blocked.
- Make sure the power is disconnected before removing the facility.
- Make sure there are no flammable materials close to the unit while operating as it is fire hazard.
- Use safety cable when fixes this facility. Do not handle the facility by taking its head only, but always by taking its base.
- Maximum ambient temperature is 40 °C . Do not operate it where the temperature is higher than this.
- Please stop using the facility for serious operating problems. Stop using the facility immediately. Never try to repair the facility by yourself, but be a professional technician. Please contact the supplier's service department

for technical support.

- Do not touch any wire during operation as high voltage might be causing electric shock.
- When the housing or lens is damaged, it must be replaced.
- Direct sunlight or any other strong light source penetrating the lens of the light will cause serious internal damage to the facility. During unpacking, installation, use and long-term outdoor idleness, it is forbidden to expose the lens of the facility to direct sunlight or any other strong light source at any angle. It is forbidden to aim the beam of one light directly at another light.



Caution

There are no accessories available, do not open the housing and try to repair the facilities yourself. Please contact our company for after service.

Installation

The unit should be mounted via its screw holes on the bracket. Always ensure that the unit is firmly fixed to avoid vibration and slipping while operating. And make sure that the structure to which you are attaching the unit is secure and is able to support a weight of 10 times of the unit's weight. Also always use a safety cable that can hold 12 times of the weight of the unit when installing the fixture.

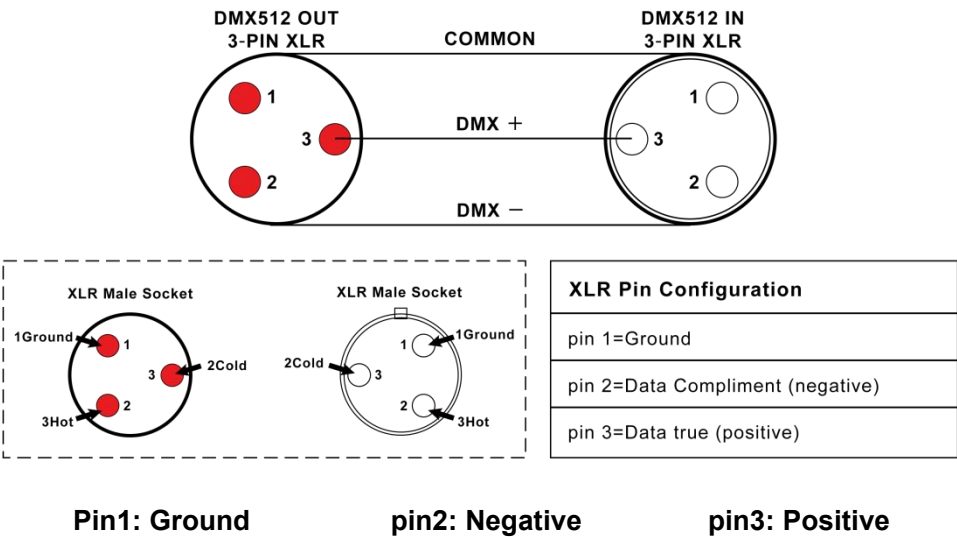
The facility must be installed by professionals, and keep it far away from fire, walking road, and easy touched place.

2. Technical Specification

Light Source	Wash: 19x40W RGBW 4in1 LED Ring: 72x1W RGBA 4in1 LED
LED Lifetime	≥ 50000H
Power Voltage	AC100-240V , 50-60Hz
Power Consumption	640W±5%
Beam Angle	4.5°-43°
Control Modes	DMX512/ Auto/ Sound/ Manual/ RDM/ Master/ ArtNet(optional)
DMX Channel	28/ 37/ 50/ 136/ 145/ 141/ 21/ 23/ 35/ 78/ 92/ 97/ 99Channels
Protection Rating	IP65
Display	1.8°TFT Color Display, Can be rotated 180°, Chinese and English can be switched

Data In/Out Socket	3-pin XLR sockets
Power Socket	Power-Con in/ out
Housing Material	Aluminum
Working temperature	-20℃~55℃
Pan	540°
Tilt	270°
Photoelectric reset system	Accurately and automatically correct Pan&Tilt position
MAX. Connection	4 units (230V) 2.5mm ² power cable
	2 units (120V) 2.5mm ² power cable
Net Weight	26 kg
Dimension	418*319*522mm
Carton Package	645*405*505mm 1in1 GW:28.6 kg
Flight Case	845*560*740mm 2in1 GW:85.1kg
Features	Full light range dimming, 65536-level dimming accuracy.Fast strobe 1-25Hz.19pcs 40W led with interval control - 3 circles; the aperture is divided into 12 sections.Preset multiple color macro functions; Preset multiple effect (coloring, circle control, strobe) macro functions
Configuration	Signal cable 1pc
	Power cable 1pc
	Manual 1pc

3. DMX Set Up



DMX Connection

To ensure optimal transmission of DMX data, please connect facilities in the shortest way. The connection order won't affect the DMX address code. For example, if the address code is set to 1, no matter where the facility is connected, its address code will not change. This is determined by the principle of the DMX controller.

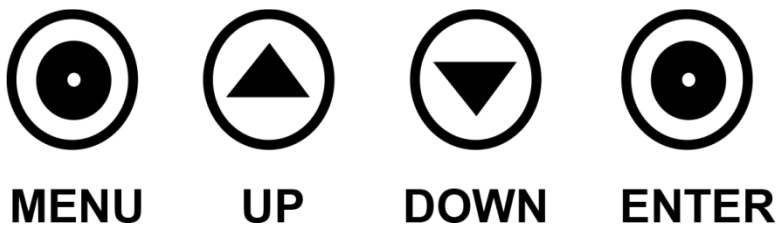
Operation method

You can operate in the following three modes:

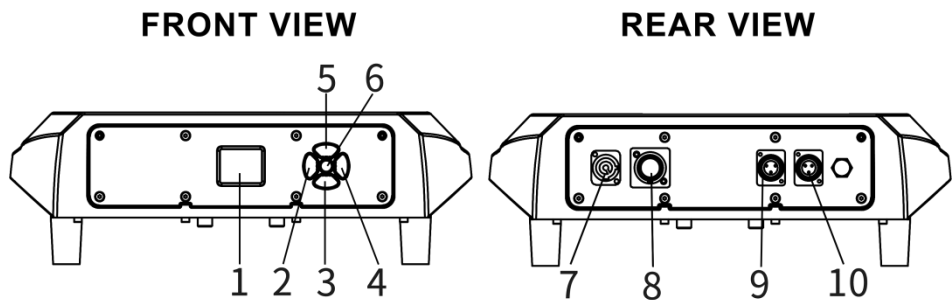
- Auto mode - the light can automatically complete all color changes
- DMX control mode - each light can be individually controlled by a standard DMX512 console
- Master mode - any light can work as a host in any of the above modes, and the other lights will work synchronously as slaves

4. Display

There are five buttons on the LED panel: ESC, UP, DOWN, ENTER and SAVE.



Please press the "ESC" to exit or return to the previous menu, press "UP" or "DOWN" to select the upper and lower menus or adjust the values, and press "ENTER" to confirm.



After powering on, the facility will automatically return to the last operation when it was powered off, then get into standby status. For more details, please refer to the information below↓

5. Menu

1 previous----MENU 2 UP 3 DOWN 4 Lower----MENU 5 ENTER
1. Return to the previous menu; 2. Up or +; 3. Down or ----; 4. Enter the next

menu; 5. Save and return to the previous menu

First level menu	Secondary menu	Third level menu	Remark
Menu	1.Pan Degree	1.540 2.360	Pan angle selection
	2.Mic Sense	001----100	Sound sensitivity selection
	3.Language	1.English 2.Chinese	Select language
	4.No Signal	1.Black Out 2.Hold	
	5.Fan Set	1.Auto 2.Low 3.High	
	6.Artnet Set	1.Artnet Enable: 1.ON 2.OFF	When Artnet function is available
		2.Universe:0-----255	
		3.IP Mode: A.2.X.X.X Auto B.10.X.X.X Auto C.Custom	
		4.Custom IP:192.168.000.001	
		5.Sub Net Mask: 255.000.000.000	
	7.Reset	1.Yes	Reset
		2.No	
	8.Default	1.Yes	Restore factory settings
		2.No	
	9.Adjust	Pass Word: ****	Changing the values of Pan/Tilt/Focus/Rota can correct the angle; changing the values of R/G/B/W can adjust the white balance
		1.Pan:0----255	
		2.Tilt:0----255	

		3.Focus:0----255	
		4.Red: 0----255	
		5.Green: 0----255	
		6.Blue: 0----255	
		7.White: 0----255	
Address	001----512		Setting address 001----512
Reverse	1.Pan Invert	1.YES 2.No	Pan forward and reverse settings
	2.Tilt Invert	1.YES 2.No	Tilt forward and reverse settings
	3.Display Invert	1.YES 2.No	Display reverse settings
Information	1.CH Value		Display all channel information
	2.Tem**°C		Display LED board temperature
	3.Version:**		Program version number
	4.IP:** ** ** *		When Artnet function is available
	5.mask:** ** *		When Artnet function is available
Mode	1.DMX512		Setting control mode
	2.Auto		
	3.Sound		
	4.Manual	Master/Alone	Manual control
		1.Pan:0----255	
		2.Tilt:0----255	
		3.Focus:0----255	
		4.Red 1: 0----255	
		5.Green 1: 0----255	
		6.Blue 1: 0----255	

		7.White 1: 0----255	
		8.Strobe 1: 0----255	
		9.Red 2: 0----255	
		10.Green 2: 0----255	
		11.Blue 2: 0----255	
		12.White 2: 0----255	
		13.Strobe2: 0----255	
Channel I	1.28Channels	1.28CH	Select Channel mode
	2.37Channels	2.37CH	
	3.50Channels	3.50CH	
	4.136Channels	4.136CH	
	5.145Channels	5.145CH	
	6.141Channels	6.141CH	
	7.21Channels	7.21CH	
	8.78Channels	8.78CH	
	9.92Channels	9.92CH	
	10.97Channels	10.97CH	
	11.99Channels	11.99CH	

6. LUX Data

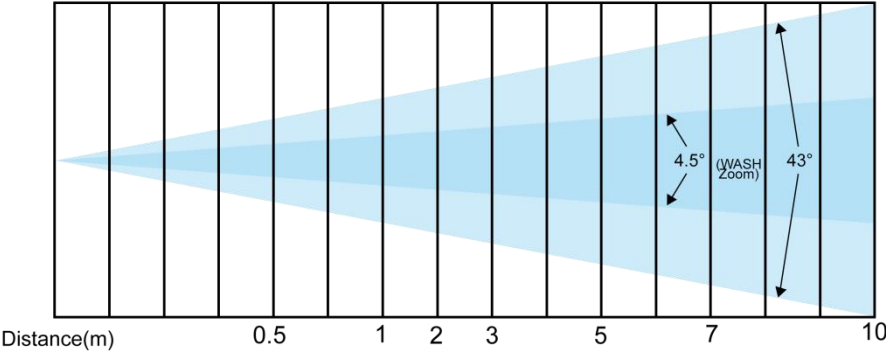
Beam Angle = 4.5°

WASH LED

R lux	146000	16222	5840	2979	1460
G lux	317500	35277	12700	6479	3175
B lux	61500	6833	2460	1255	615
W lux	457500	50833	18300	9336	4575
4in1 lux	857500	95277	34300	17500	8575

Ring LED

R lux	86	21.5	5.3	2.4	0.9
G lux	238	59.5	14.8	6.6	2.4
B lux	53.6	13.4	3.3	1.5	0.5
W lux	177	44.3	11	5	1.8
4in1 lux	488	122	30.5	13.5	5



7. DMX Channel List

► 28CH Mode

CH	Function		DMX Value	Description
1	Middle 40W LED	Red	0-255	Red dimming
2		Red adjustment	0-255	Red adjustment
3		Green	0-255	Green dimming
4		Green adjustment	0-255	Green adjustment
5		Blue	0-255	Blue dimming
6		Blue adjustment	0-255	Blue adjustment
7		White	0-255	White dimming
8		White adjustment	0-255	White adjustment
9		Color temperature	0 -15	No function
			16-35	R100%, G UP, B0%
			36-55	R DOWN, G100%, B0%
			56-75	R0%, G100%, B UP
			76-95	R0%, G DOWN, B100%
			96-115	R UP, G0%, B100%
			116-135	R100%, G0%, B DOWN
			136-155	R100%, G UP, B UP
	156-175		R DOWN, G DOWN, B 100%	
	176-195		R100%, G100%, B100%, W100%	
196-200	2800K			

CH	Function		DMX Value	Description
			201-205	3200K
			206-210	3500K
			211-215	4000K
			216-220	4500K
			221-225	5000K
			226-230	5500K
			231-235	6000K
			236-240	6500K
			241-245	7000K
			246-250	7500K
			251-255	8000K
10		Macro color	0-9	No function
			10-19	Macro color 1
			20-29	Macro color 2
		(10 numbers 1 macro color)
			240-249	Macro color 24
			250-255	Macro color 25
11		Strobe	0-3	Strobe dimming
			4-203	Synchronous strobe speed from slow to fast (1Hz-25Hz)
			204-255	Random strobe
12		Dimmer	0-255	From dark to bright
13		Dimmer adjust	0-255	Dimmer adjustment control

CH	Function		DMX Value	Description
14	Ring	R dimming	0-255	From dark to bright
15		G dimming	0-255	From dark to bright
16		B dimming	0-255	From dark to bright
17		A dimming	0-255	From dark to bright
18		Macro color	0-9	No function
			10-255	Macro color
19		Dimmer	0-255	From dark to bright
		Strobe	0-3	Strobe dimming
20			4-203	Synchronous strobe speed from slow to fast (1Hz-25Hz)
			204-255	Random strobe
21	Pan adjustment		0-255	Pan adjustment
22	Pan fine adjustment		0-255	Pan fine adjustment
23	Tilt adjustment		0-255	Tilt adjustment
24	Tilt fine adjustment		0-255	Tilt fine adjustment
25	Dimming mode		0-49	Model 1
			50-99	Model 2
			100-149	Model 3
			150-255	Model 4
26	Reset		0-250	No function
			251-255	Reset within 5s
27	Zoom		0-255	From narrow to wide
28	Lens rotation		0-155	0~60°

CH	Function	DMX Value	Description
		156-205	Clockwise infinite rotation from fast to slow
		206-255	Counterclockwise rotation from slow to fast

► 37CH Mode

CH	Function		DMX Value	Description
1	Pan adjustment		0-255	0-540°
2	Pan fine adjustment		0-255	16bit adjustment
3	Tilt adjustment		0-255	0-205°
4	Tilt fine adjustment		0-255	16bit adjustment
5	Pan/Tilt speed		0-255	From fast to slow
6	Zoom		0-255	From narrow to wide
7	Lens rotation		0-155	0~60°
			156-205	Clockwise infinite rotation from fast to slow
			206-255	Counterclockwise rotation from slow to fast
8	Middle 40W LED	Dimmer	0-255	From dark to bright
9		Strobe	0-3	Strobe dimming
			4-203	Synchronous strobe speed from slow to fast (1Hz-25Hz)
			204-255	Random strobe
10		R dimming	0-255	From dark to bright
11		G dimming	0-255	From dark to bright
12		B dimming	0-255	From dark to bright
13		W dimming	0-255	From dark to bright

CH	Function		DMX Value	Description
14		Color temperature	0-15	No function
			16-35	R100%,G UP,B0%
			36-55	R DOWN,G100%,B0%
			56-75	R0%,G100%,B UP
			76-95	R0%,G DOWN,B100%
			96-115	R UP,G0%,B100%
			116-135	R100%,G0%,B DOWN
			136-155	R100%,G UP,B UP
			156-175	R DOWN,G DOWN, B 100%
			176-195	R100%,G100%,B100%,W 100%
			196-200	2800K
			201-205	3200K
			206-210	3500K
			211-215	4000K
			216-220	4500K
			221-225	5000K
			226-230	5500K
			231-235	6000K
			236-240	6500K
			241-245	7000K
			246-250	7500K

CH	Function		DMX Value	Description
			251-255	8000K
15		Macro color	0-9	No function
			10-19	Macro color 1
			20-29	Macro color 2
		(10 numbers 1 macro color)
			240-249	Macro color 24
			250-255	Macro color 25
16		Static pattern	0-9	No function
			10-12	Monochrome pattern 1
			13-15	Monochrome pattern 2
		(3 numbers 1 pattern)
			208-210	Monochrome pattern 67
			211-213	Mixed color pattern 1
			214-216	Mixed color pattern 2
		(3 numbers 1 pattern)
			250-252	Mixed color pattern 14
			253-255	Mixed color pattern 15
17		Dynamic pattern	0-9	No function
			10-14	Monochrome dynamic pattern 1
			15-19	Monochrome dynamic pattern 2
		(5 numbers 1 pattern)
			155-159	Monochrome pattern 30

CH	Function		DMX Value	Description
			160-164	Mixed color dynamic pattern 1
			165-169	Mixed color dynamic pattern 2
		(5 numbers 1 pattern)
			220-224	Mixed color dynamic pattern 13
			225-255	Mixed color dynamic pattern 14
18		Dynamic pattern speed	0-127	Clockwise, from fast to slow (with 17CH)
			128-255	Counterclockwise, from slow to fast(with 17CH)
19		Background R	0-255	From dark to bright
20		Background G	0-255	From dark to bright
21		Background B	0-255	From dark to bright
22		Background W	0-255	From dark to bright
23	Ring	Dimmer	0-255	From dark to bright
24		Strobe	0-3	Strobe dimming
			4-203	Synchronous strobe speed from slow to fast (1Hz-25Hz)
			204-255	Random strobe
25		R dimming	0-255	From dark to bright
26		G dimming	0-255	From dark to bright
27		B dimming	0-255	From dark to bright
28		A dimming	0-255	From dark to bright
29		Macro color	0-9	No function
			10-255	Macro color
30		Dynamic pattern	0-9	No function

CH	Function		DMX Value	Description
			10-12	Dynamic Pattern 1
			13-15	Dynamic Pattern 2
		(3 numbers 1 pattern))
			76-78	Dynamic Pattern 23
			79-255	Reserve
31		Pattern movement (with 30CH)	0-250	Select pattern scene
32		Pattern effect speed (with 30CH)	0-9	No function
			10-132	Clockwise, from fast to slow
			133-255	Counterclockwise, from slow to fast
33		Background R	0-255	From dark to bright
34		Background G	0-255	From dark to bright
35		Background B	0-255	From dark to bright
36		Background A	0-250	From dark to bright
37	Reset		0-250	No function
			251-255	Reset within 5s

► 50CH Mode

CH	Function		DMX Value	Description
1	Middle 40W LED	Red	0-255	Red dimming
2		Red adjustment	0-255	Red adjustment
3		Green	0-255	Green dimming

4		Green adjustment	0-255	Green adjustment
5		Blue	0-255	Blue dimming
6		Blue adjustment	0-255	Blue dimming
7		White	0-255	White dimming
8		White adjustment	0-255	White adjustment
9		Color temperature	0-15	No function
			16-35	R100%,G UP,B0%
			36-55	R DOWN,G100%,B0%
			56-75	R0%,G100%,B UP
			76-95	R0%,G DOWN,B100%
			96-115	R UP,G0%,B100%
			116-135	R100%,G0%,B DOWN
			136-155	R100%,G UP,B UP
			156-175	R DOWN,G DOWN, B 100%
			176-195	R100%G100%B100%W100%
			196-200	2800K
			201-205	3200K
			206-210	3500K
			211-215	4000K
			216-220	4500K
			221-225	5000K
			226-230	5500K
			231-235	6000K

			236-240	6500K
			241-245	7000K
			246-250	7500K
			251-255	8000K
10		Macro color	0-9	No function
			10-19	Macro color 1
			20-29	Macro color 2
		(10 numbers 1 macro color)
			240-249	Macro color 24
			250-255	Macro color 25
11		Strobe	0-3	Strobe dimming
			4-203	Synchronous strobe speed from slow to fast (1Hz-25Hz)
			204-255	Random strobe
12		Dimmer	0-255	From dark to bright
13		Dimmer adjustment	0-255	Dimmer adjustment control
14	Pan adjustment		0-255	Pan adjustment
15	Pan fine adjustment		0-255	Pan fine adjustment
16	Tilt adjustment		0-255	Tilt adjustment
17	Tilt fine adjustment		0-255	Tilt fine adjustment
18	Dimming Mode		0- 49	Mode 1
			50- 99	Mode 2
			100-149	Mode 3
			150-255	Mode 4

19	Reset		0-250	No function
			251-255	Reset within 5s
20	Zoom		0-255	From narrow to wide
21	Lens rotation		0-155	0~60°
			156-205	Clockwise infinite rotation from fast to slow
			206-255	Counterclockwise rotation from slow to fast
22	Middle 40W LED	Pattern rotation	0-9	No function
			10-14	Monochrome dynamic pattern 1
			15-19	Monochrome dynamic pattern 2
		(5 numbers 1 pattern)
			155-159	Monochrome pattern 30
			160-164	Mixed color dynamic pattern 1
			165-169	Mixed color dynamic pattern 2
		(5 numbers 1 pattern)
			220-224	Mixed color dynamic pattern 13
			225-255	Mixed color dynamic pattern 14
23		Pattern effect speed	0--9	No function
			10--132	Clockwise, from fast to slow
			133--255	Counterclockwise, from slow to fast
24		Pattern fade	0-255	Pattern effect fade
25		Background R	0-255	Pattern effect R
26		Background G	0-255	Pattern effect G
27		Background B	0-255	Pattern effect B

28		Background W	0-255	Pattern effect W
29		Pattern dimming	0-255	Pattern 0-100% dimming
30		Background dimming	0-255	Background 0-100% dimming
31		Pattern change	0-255	Pattern change control
32		Pattern movement	0-255	Pattern movement (with 22CH)
33		Prospects strobe	0-255	Prospects strobe
34		Background strobe	0-255	Background strobe
35		Background pattern selection	0-255	Background selection
36	Ring	Dimmer	0-255	From dark to bright
37		Strobe	0-3	Strobe dimming
			4-203	Synchronous strobe speed from slow to fast (1Hz-25Hz)
			204-255	Random strobe
38		R dimming	0-255	From dark to bright
39		G dimming	0-255	From dark to bright
40		B dimming	0-255	From dark to bright
41		A dimming	0-255	From dark to bright
42		Macro color	0-9	No function
			10-255	Macro color
43		Dynamic pattern	0-9	No function
			10-12	Dynamic Pattern 1
			13-15	Dynamic Pattern 2
		(3 numbers 1 pattern))

			76-78	Dynamic Pattern 23
			79-255	Reserve
44		Pattern movement(with 43)	0-255	pattern move(with 43)
45		Pattern Auto speed (with 43CH)	0-9	No function
			10-132	Clockwise, from fast to slow
			133-255	Counterclockwise, from slow to fast
46		Pattern fade	0-255	Pattern effect fade
47		Background R	0-255	From dark to bright
48		Background G	0-255	From dark to bright
49		Background B	0-255	From dark to bright
50		Background A	0-255	From dark to bright

► 136CH Mode

CH	Function	DMX Value	Description
1	Pan adjustment	0-255	Pan adjustment
2	Pan fine adjustment	0-255	Pan fine adjustment
3	Tilt adjustment	0-255	Tilt adjustment
4	Tilt fine adjustment	0-255	Tilt fine adjustment
5	Pan/Tilt speed	0-255	From fast to slow
6	Zoom	0-255	From narrow to wide
7	Lens rotation	0-155	0~60°
		156-205	Clockwise infinite rotation from fast to slow

CH	Function		DMX Value	Description
			206-255	Counterclockwise rotation from slow to fast
8	Reset		0-250	No function
			251-255	Reset within 5s
9	Middle 40W LED	Dimmer	0-255	From dark to bright
10		Strobe	0-3	Strobe dimming
			4-203	Synchronous strobe speed from slow to fast (1Hz-25Hz)
			204-255	Random strobe
11		R1 LED dimming	0-255	R1 LED dimming
12		G1 LED dimming	0-255	G1 LED dimming
13		B1 LED dimming	0-255	B1 LED dimming
14		W1 LED dimming	0-255	W1 LED dimming
.....	
83		R19 LED dimming	0-255	R19 LED dimming
84		G19 LED dimming	0-255	G19 LED dimming
85		B19 LED dimming	0-255	B19 LED dimming
86		W19 LED dimming	0-255	W19 LED dimming
87		Dimmer	0-250	From dark to bright
88		Strobe	0-3	Strobe dimming
			4-203	Synchronous strobe speed from slow to fast (1Hz-25Hz)
			204-255	Random strobe
89		R1 LED dimming	0-255	R1 LED dimming
90		G1 LED dimming	0-255	G1 LED dimming

CH	Function		DMX Value	Description
91		B1 LED dimming	0-255	B1 LED dimming
92		A1 LED dimming	0-255	A1 LED dimming
.....	
133		R12 LED dimming	0-255	R12 LED dimming
134		G12 LED dimming	0-255	G12 LED dimming
135		B12 LED dimming	0-255	B12 LED dimming
136		A12 LED dimming	0-255	A12 LED dimming

► 145CH Mode

CH	Function		DMX Value	Description
1	Pan adjustment		0-255	Pan adjustment
2	Pan fine adjustment		0-255	Pan fine adjustment
3	Tilt adjustment		0-255	Tilt adjustment
4	Tilt fine adjustment		0-255	Tilt fine adjustment
5	Pan/Tilt speed		0-255	From fast to slow
6	Zoom		0-255	From narrow to wide
7	Lens rotation		0-155	0~60°
			156-205	Clockwise infinite rotation from fast to slow
			206-255	Counterclockwise rotation from slow to fast
8	Reset		0-250	No function
			251-255	Reset within 5s
9	Middle 40W	Dimmer	0-255	From dark to bright

CH	Function		DMX Value	Description
10	LED	Dimmer adjust	0-255	Dimmer adjustment control
11		Strobe	0-3	Strobe dimming
			4-203	Synchronous strobe speed from slow to fast (1Hz-25Hz)
			204-255	Random strobe
12		Red	0-255	Red dimming
13		Red adjustment	0-255	Red adjustment
14		Green	0-255	Green dimming
15		Green adjustment	0-255	Green adjustment
16		Blue	0-255	Blue dimming
17		Blue adjustment	0-255	Blue adjustment
18		White	0-255	White dimming
19		White adjustment	0-255	White adjustment
20		R1 LED dimming	0-255	R1 LED dimming
21		G1 LED dimming	0-255	G1 LED dimming
22		B1 LED dimming	0-255	B1 LED dimming
23		W1 LED dimming	0-255	W1 LED dimming
.....	
92		R19 LED dimming	0-255	R19 LED dimming
93		G19 LED dimming	0-255	G19 LED dimming
94		B19 LED dimming	0-255	B19 LED dimming
95		W19 LED dimming	0-255	W19 LED dimming
96	Ring	Dimmer	0-255	From dark to bright

CH	Function		DMX Value	Description
97	Strobe		0-3	Strobe dimming
			4-203	Synchronous strobe speed from slow to fast (1Hz-25Hz)
			204-255	Random strobe
98		R1 LED dimming	0-255	R1 LED dimming
99		G1 LED dimming	0-255	G1 LED dimming
100		B1 LED dimming	0-255	B1 LED dimming
101		A1 LED dimming	0-255	A1 LED dimming
.....		
142		R12 LED dimming	0-255	R12 LED dimming
143		G12 LED dimming	0-255	G12 LED dimming
144		B12 LED dimming	0-255	B12 LED dimming
145		A12 LED dimming	0-255	A12 LED dimming

► 141CH Mode

CH	Function	DMX Value	Description
1	Pan adjustment	0-255	Pan adjustment
2	Pan fine adjustment	0-255	Pan fine adjustment
3	Tilt adjustment	0-255	Tilt adjustment
4	Tilt fine adjustment	0-255	Tilt fine adjustment
5	Pan/Tilt speed	0-255	From fast to slow
6	Zoom	0-255	From narrow to wide
7	Lens rotation	0-155	0~60°

CH	Function		DMX Value	Description
			156-205	Clockwise infinite rotation from fast to slow
			206-255	Counterclockwise rotation from slow to fast
8	Reset		0-250	No function
			251-255	Reset within 5s
9	Middle 40W LED	Dimmer	0-255	From dark to bright
10		Strobe	0-3	Strobe dimming
			4-203	Synchronous strobe speed from slow to fast (1Hz-25Hz)
			204-255	Random strobe
11		Dimming Mode	0-49	Mode 1
			50-99	Mode 2
			100-149	Mode 3
			150-255	Mode 4
12		R dimming	0-255	From dark to bright
13		G dimming	0-255	From dark to bright
14		B dimming	0-255	From dark to bright
15		W dimming	0-255	From dark to bright
16		R1 LED dimming	0-255	R1 LED dimming
17		G1 LED dimming	0-255	G1 LED dimming
18		B1 LED dimming	0-255	B1 LED dimming
19		W1 LED dimming	0-255	W1 LED dimming
.....	
88		R19 LED dimming	0-255	R19 LED dimming

CH	Function		DMX Value	Description
89		G19 LED dimming	0-255	G19 LED dimming
90		B19 LED dimming	0-255	B19 LED dimming
91		W19 LED dimming	0-255	W19 LED dimming
92	Ring	Dimmer	0-255	From dark to bright
93		Strobe	0-3	Strobe dimming
			4-203	Synchronous strobe speed from slow to fast (1Hz-25Hz)
			204-255	Random strobe
94		R1 LED dimming	0-255	R1 LED dimming
95		G1 LED dimming	0-255	G1 LED dimming
96		B1 LED dimming	0-255	B1 LED dimming
97		A1 LED dimming	0-255	A1 LED dimming
.....	
138		R12 LED dimming	0-255	R12 LED dimming
139		G12 LED dimming	0-255	G12 LED dimming
140		B12 LED dimming	0-255	B12 LED dimming
141		A12 LED dimming	0-255	A12 LED dimming

► 21CH Mode

CH	Function	DMX Value	Description
1	Red	0-255	Red dimming
2	Red adjustment	0-255	Red adjustment
3	Green	0-255	Green dimming
4	Green adjustment	0-255	Green adjustment
5	Blue	0-255	Blue dimming
6	Blue adjustment	0-255	Blue adjustment
7	White	0-255	White dimming
8	White adjustment	0-255	White adjustment
9	Color temperature	0-15	No function
		16-35	R100%,G UP,B0%
		36-55	R DOWN,G100%,B0%
		56-75	R0%,G100%,B UP
		76-95	R0%,G DOWN,B100%
		96-115	R UP,G0%,B100%
		116-135	R100%,G0%,B DOWN
		136-155	R100%,G UP,B UP
		156-175	R DOWN,G DOWN, B 100%
		176-195	R100%, G100%, B100%, W100%
		196-200	2800K
		201-205	3200K
		206-210	3500K

CH	Function	DMX Value	Description
		211-215	4000K
		216-220	4500K
		221-225	5000K
		226-230	5500K
		231-235	6000K
		236-240	6500K
		241-245	7000K
		246-250	7500K
		251-255	8000K
10	Macro color	0--9	No function
		10--19	Macro color 1
		20--29	Macro color 2
	(10 numbers 1 macro color)
		240--249	Macro color 24
		250--255	Macro color 25
11	Strobe	0-3	Strobe dimming
		4-203	Synchronous strobe speed from slow to fast (1Hz-25Hz)
		204--255	Random strobe
12	Dimmer	0-255	From dark to bright
13	Dimmer adjust	0-255	Dimmer adjustment control
14	Pan adjustment	0-255	Pan adjustment
15	Pan fine adjustment	0-255	Pan fine adjustment

CH	Function	DMX Value	Description
16	Tilt adjustment	0-255	Tilt adjustment
17	Tilt fine adjustment	0-255	Tilt fine adjustment
18	Dimming Mode	0 - 49	Mode 1
		50 - 99	Mode 2
		100-149	Mode 3
		150-255	Mode 4
19	Reset	0-250	No function
		251-255	Reset within 5s
20	Zoom	0-255	From narrow to wide
21	Lens rotation	0-155	0~60°
		156-205	Clockwise infinite rotation from fast to slow
		206-255	Counterclockwise rotation from slow to fast

► 23CH Mode

CH	Function	DMX Value	Description
1	Pan	0-255	0-540°
2	Pan adjustment	0-255	16bit adjustable
3	Tilt	0-255	0-205°
4	Tilt adjustment	0-255	16bit adjustable
5	Pan/Tilt speed	0-255	From fast to slow
6	Zoom	0-255	From narrow to wide
7	Lens rotation	0-155	0~60°

CH	Function	DMX Value	Description
		156-205	Clockwise infinite rotation from fast to slow
		206-255	Counterclockwise rotation from slow to fast
8	Dimmer	0-255	From dark to bright
9	Strobe	0-3	Strobe dimming
		4-203	Synchronous strobe speed from slow to fast (1Hz-25Hz)
		204--255	Random strobe
10	R dimming	0-255	From dark to bright
11	G dimming	0-255	From dark to bright
12	B dimming	0-255	From dark to bright
13	W dimming	0-255	From dark to bright
14	Color temperature	0 -15	No function
		16-35	R100%,G UP,B0%
		36-55	R DOWN,G100%,B0%
		56-75	R0%,G100%,B UP
		76-95	R0%,G DOWN,B100%
		96-115	R UP,G0%,B100%
		116-135	R100%,G0%,B DOWN
		136-155	R100%,G UP,B UP
		156-175	R DOWN,G DOWN, B 100%
		176-195	R100%,G100%,B100%,W100%
		196-200	2800K

CH	Function	DMX Value	Description
		201-205	3200K
		206-210	3500K
		211-215	4000K
		216-220	4500K
		221-225	5000K
		226-230	5500K
		231-235	6000K
		236-240	6500K
		241-245	7000K
		246-250	7500K
		251-255	8000K
15	Macro color	0-9	No function
		45949	Macro color 1
		20-29	Macro color 2
	(10 numbers 1 macro color)
		240-249	Macro color 24
		250-255	Macro color 25
16	Static pattern	0-9	No function
		10-12	Monochrome pattern 1
		13-15	Monochrome pattern 2
	(3 numbers 1 pattern)
		208-210	Monochrome pattern 67

CH	Function	DMX Value	Description
		211-213	Mixed color pattern 1
		214-216	Mixed color pattern 2
	(3 numbers 1 pattern)
		250-252	Mixed color pattern 14
		253-255	Mixed color pattern 15
17	Dynamic pattern	0-9	No function
		10-14	Monochrome dynamic pattern 1
		15-19	Monochrome dynamic pattern 2
	(5 numbers 1 pattern)
		155-159	Monochrome pattern 30
		160-164	Mixed color dynamic pattern 1
		165-169	Mixed color dynamic pattern 2
	(5 numbers 1 pattern)
		220-224	Mixed color dynamic pattern 13
		225-255	Mixed color dynamic pattern 14
18	Dynamic pattern speed	0-127	Clockwise, from fast to slow (with 17CH)
		128-255	Counterclockwise, from slow to fast (with 17CH)
19	Background R	0-255	From dark to bright
20	Background G	0-255	From dark to bright
21	Background B	0-255	From dark to bright
22	Background W	0-255	From dark to bright
23	Reset	0-250	No function

CH	Function	DMX Value	Description
		251-255	Reset within 5s

► 35CH Mode

CH	Function	DMX Value	Description
1	Red	0-255	Red dimming
2	Red adjustment	0-255	Red adjustment
3	Green	0-255	Green dimming
4	Green adjustment	0-255	Green adjustment
5	Blue	0-255	Blue dimming
6	Blue adjustment	0-255	Blue adjustment
7	White	0-255	White dimming
8	White adjustment	0-255	White adjustment
9	Color temperature	0 -15	No function
		16-35	R100%,G UP,B0%
		36-55	R DOWN,G100%,B0%
		56-75	R0%,G100%,B UP
		76-95	R0%,G DOWN,B100%
		96-115	R UP,G0%,B100%
		116-135	R100%,G0%,B DOWN
		136-155	R100%,G UP,B UP
		156-175	R DOWN,G DOWN, B 100%

CH	Function	DMX Value	Description
		176-195	R100%G100%B100%W100%
		196-200	2800K
		201-205	3200K
		206-210	3500K
		211-215	4000K
		216-220	4500K
		221-225	5000K
		226-230	5500K
		231-235	6000K
		236-240	6500K
		241-245	7000K
		246-250	7500K
		251-255	8000K
10	Macro color	0-9	No function
		10-19	Macro color 1
		20-29	Macro color 2
	(10 numbers 1 macro color)
		240-249	Macro color 24
		250-255	Macro color 25
11	Strobe	0-3	Strobe dimming
		4-203	Synchronous strobe speed from slow to fast (1Hz-25Hz)
		204--255	Random strobe

CH	Function	DMX Value	Description
12	Dimmer	0-255	From dark to bright
13	Dimmer adjust	0-255	Dimmer adjustment control
14	Pan adjustment	0-255	Pan adjustment
15	Pan fine adjustment	0-255	Pan fine adjustment
16	Tilt adjustment	0-255	Tilt adjustment
17	Tilt fine adjustment	0-255	Tilt fine adjustment
18	Dimming Mode	0-49	Mode 1
		50-99	Mode 2
		100-149	Mode 3
		150-255	Mode 4
19	Reset	0-250	No function
		251-255	Reset within 5s
20	Zoom	0-255	From narrow to wide
21	Lens rotation	0-155	0~60°
		156-205	Clockwise infinite rotation from fast to slow
		206-255	Counterclockwise rotation from slow to fast
22	Pattern rotation	0-9	No function
		10-14	Monochrome dynamic pattern 1
		15-19	Monochrome dynamic pattern 2
	(5 numbers 1 pattern)
		155-159	Monochrome pattern 30

CH	Function	DMX Value	Description
		160-164	Mixed color dynamic pattern 1
		165-169	Mixed color dynamic pattern 2
	(5 numbers 1 pattern)
		220-224	Mixed color dynamic pattern 13
		225-255	Mixed color dynamic pattern 14
23	Pattern effect speed	0--9	No function
		10--132	Clockwise, from fast to slow
		133--255	Counterclockwise, from slow to fast
24	Pattern effect fade	0-255	Pattern effect fade
25	Background R	0-255	Pattern effect R
26	Background G	0-255	Pattern effect G
27	Background B	0-255	Pattern effect B
28	Background W	0-255	Pattern effect W
29	Pattern dimming	0-255	Pattern 0-100% dimming
30	Background dimming	0-255	Background 0-100% dimming
31	Pattern change	0-255	Pattern change control
32	Pattern movement	0-255	Pattern movement(with 22CH)
33	Prospects strobe	0-255	Prospects strobe
34	Background strobe	0-255	Background strobe
35	Background pattern selection	0-255	Background selection

► 78CH Mode

CH	Function	DMX Value	Description
1	Red	0-255	Red dimming
2	Red adjustment	0-255	Red adjustment
3	Green	0-255	Green dimming
4	Green adjustment	0-255	Green adjustment
5	Blue	0-255	Blue dimming
6	Blue adjustment	0-255	Blue dimming
7	White	0-255	White dimming
8	White adjustment	0-255	White adjustment
9	Color temperature	0 -15	No function
		16-35	R100%,G UP,B0%
		36-55	R DOWN,G100%,B0%
		56-75	R0%,G100%,B UP
		76-95	R0%,G DOWN,B100%
		96-115	R UP,G0%,B100%
		116-135	R100%,G0%,B DOWN
		136-155	R100%,G UP,B UP
		156-175	R DOWN,G DOWN, B 100%
		176-195	R100%G100%B100%W100%
		196-200	2800K
		201-205	3200K
		206-210	3500K

CH	Function	DMX Value	Description
		211-215	4000K
		216-220	4500K
		221-225	5000K
		226-230	5500K
		231-235	6000K
		236-240	6500K
		241-245	7000K
		246-250	7500K
		251-255	8000K
10	Macro color	0-9	No function
		10-19	Macro color 1
		20-29	Macro color 2
	
		240-249	Macro color 24
		250-255	Macro color 25
11	Strobe	0-3	Strobe dimming
		4-203	Synchronous strobe speed from slow to fast (1Hz-25Hz)
		204--255	Random strobe
12	Dimmer	0-255	From dark to bright
13	Dimmer adjust	0-255	Dimmer adjustment control
14	Pan adjustment	0-255	Pan adjustment
15	Pan fine adjustment	0-255	Pan fine adjustment

CH	Function	DMX Value	Description
16	Tilt adjustment	0-255	Tilt adjustment
17	Tilt fine adjustment	0-255	Tilt fine adjustment
18	Dimming Mode	0 - 49	Mode 1
		50 - 99	Mode 2
		100-149	Mode 3
		150-255	Mode 4
19	Reset	0-250	No function
		251-255	Reset within 5s
20	Zoom	0-255	From narrow to wide
21	Lens rotation	0-155	0~60°
		156-205	Clockwise infinite rotation from fast to slow
		206-255	Counterclockwise rotation from slow to fast
22	R1 LED dimming	0-255	R1 LED dimming
23	G1 LED dimming	0-255	G1 LED dimming
24	B1 LED dimming	0-255	B1 LED dimming
25	R2 LED dimming	0-255	R2 LED dimming
26	G2 LED dimming	0-255	G2 LED dimming
27	B2 LED dimming	0-255	B2 LED dimming
.....
76	R19 LED dimming	0-255	R19 LED dimming
77	G19 LED dimming	0-255	G19 LED dimming
78	B19 LED dimming	0-255	B19 LED dimming

► 92CH Mode

CH	Function	DMX Value	Description
1	Red	0-255	Red dimming
2	Red adjustment	0-255	Red adjustment
3	Green	0-255	Green dimming
4	Green adjustment	0-255	Green adjustment
5	Blue	0-255	Blue dimming
6	Blue adjustment	0-255	Blue adjustment
7	White	0-255	White dimming
8	White adjustment	0-255	White adjustment
9	Color temperature	0 -15	No function
		16-35	R100%,G UP,B0%
		36-55	R DOWN,G100%,B0%
		56-75	R0%,G100%,B UP
		76-95	R0%,G DOWN,B100%
		96-115	R UP,G0%,B100%
		116-135	R100%,G0%,B DOWN
		136-155	R100%,G UP,B UP
		156-175	R DOWN,G DOWN, B 100%
		176-195	R100%G100%B100%W100%
		196-200	2800K
		201-205	3200K
		206-210	3500K

CH	Function	DMX Value	Description
		211-215	4000K
		216-220	4500K
		221-225	5000K
		226-230	5500K
		231-235	6000K
		236-240	6500K
		241-245	7000K
		246-250	7500K
		251-255	8000K
10	Macro color	0-9	No function
		10-19	Macro color 1
		20-29	Macro color 2
	(10 numbers 1 macro color)
		240-249	Macro color 24
		250-255	Macro color 25
11	Strobe	0-3	Strobe dimming
		4-203	Synchronous strobe speed from slow to fast (1Hz-25Hz)
		204-255	Random strobe
12	Dimmer	0-255	dark to bright linear dimming
13	Dimmer adjust	0-255	Dimmer adjustment control
14	Pan adjustment	0-255	Pan adjustment
15	Pan fine adjustment	0-255	Pan fine adjustment

CH	Function	DMX Value	Description
16	Tilt adjustment	0-255	Tilt adjustment
17	Tilt fine adjustment	0-255	Tilt fine adjustment
18	Dimming Mode	0 - 49	Mode 1
		50 - 99	Mode 2
		100-149	Mode 3
		150-255	Mode 4
19	Reset	0-250	No function
		251-255	Reset within 5s
20	Zoom	0-255	From narrow to wide
21	Lens rotation	0-155	0~60°
		156-205	Clockwise infinite rotation from fast to slow
		206-255	Counterclockwise rotation from slow to fast
22	Pattern rotation	0-9	No function
		10-14	Monochrome dynamic pattern 1
		15-19	Monochrome dynamic pattern 2
	(5 numbers 1 pattern)
		155-159	Monochrome pattern 30
		160-164	Mixed color dynamic pattern 1
		165-169	Mixed color dynamic pattern 2
	(5 numbers 1 pattern)
		220-224	Mixed color dynamic pattern 13
		225-255	Mixed color dynamic pattern 14

CH	Function	DMX Value	Description
23	Pattern effect speed	0--9	No function
		10--132	Clockwise, from fast to slow (with 22CH)
		133--255	Counterclockwise, from slow to fast (with 22CH)
24	Pattern fade	0-255	Pattern effect fade
25	Background R	0-255	Pattern effect R
26	Background G	0-255	Pattern effect G
27	Background B	0-255	Pattern effect B
28	Background W	0-255	Pattern effect W
29	Pattern dimming	0-255	Pattern 0-100% dimming
30	Back Dimming	0-255	Background 0-100% dimming
31	Pattern change	0-255	Pattern change control
32	Pattern movement	0-255	Pattern movement(with 22CH)
33	Prospects strobe	0-255	Prospects strobe
34	Background strobe	0-255	Background strobe
35	Background pattern selection	0-255	Background selection
36	LED1 R	0-255	LED1 R dimming
37	LED1 G	0-255	LED1 G dimming
38	LED1 B	0-255	LED1 B dimming
.....
90	LED19 R	0-255	LED19 R dimming
91	LED19 G	0-255	LED19 G dimming
92	LED19 B	0-255	LED19 B dimming

► 97CH Mode

CH	Function	DMX Value	Description
1	Red	0-255	Red dimming
2	Red adjustment	0-255	Red adjustment
3	Green	0-255	Green dimming
4	Green adjustment	0-255	Green adjustment
5	Blue	0-255	Blue dimming
6	Blue adjustment	0-255	Blue adjustment
7	White	0-255	White dimming
8	White adjustment	0-255	White adjustment
9	Color temperature	0 -15	No function
		16-35	R100%,G UP,B0%
		36-55	R DOWN,G100%,B0%
		56-75	R0%,G100%,B UP
		76-95	R0%,G DOWN,B100%
		96-115	R UP,G0%,B100%
		116-135	R100%,G0%,B DOWN
		136-155	R100%,G UP,B UP
		156-175	R DOWN,G DOWN, B 100%
		176-195	R100%, G100%, B100%, W100%
		196-200	2800K
		201-205	3200K
		206-210	3500K

CH	Function	DMX Value	Description
		211-215	4000K
		216-220	4500K
		221-225	5000K
		226-230	5500K
		231-235	6000K
		236-240	6500K
		241-245	7000K
		246-250	7500K
		251-255	8000K
10	Macro color	0-9	No function
		10-19	Macro color 1
		20-29	Macro color 2
	(10 numbers 1 macro color)
		240-249	Macro color 24
		250-255	Macro color 25
11	Strobe	0-3	Strobe dimming
		4-203	Synchronous strobe speed from slow to fast (1Hz-25Hz)
		204-255	Random strobe
12	Dimmer	0-255	From dark to bright
13	Dimmer adjust	0-255	Dimmer adjustment control
14	Pan adjustment	0-255	Pan adjustment
15	Pan fine adjustment	0-255	Pan fine adjustment

CH	Function	DMX Value	Description
16	Tilt adjustment	0-255	Tilt adjustment
17	Tilt fine adjustment	0-255	Tilt fine adjustment
18	Dimming Mode	0 - 49	Mode 1
		50 - 99	Mode 2
		100-149	Mode 3
		150-255	Mode 4
19	Reset	0-250	No function
		251-255	Reset within 5s
20	Zoom	0-255	From narrow to wide
21	Lens rotation	0-155	0~60°
		156-205	Clockwise infinite rotation from fast to slow
		206-255	Counterclockwise rotation from slow to fast
22	R1 LED dimming	0-255	R1 LED dimming
23	G1 LED dimming	0-255	G1 LED dimming
24	B1 LED dimming	0-255	B1 LED dimming
25	W1 LED dimming	0-255	W1 LED dimming
.....
94	R19 LED dimming	0-255	R19 LED dimming
95	G19 LED dimming	0-255	G19 LED dimming
96	B19 LED dimming	0-255	B19 LED dimming
97	W19 LED dimming	0-255	W19 LED dimming

► 99CH Mode

CH	Function	DMX Value	Description
1	Pan adjustment	0-255	Pan adjustment
2	Pan fine adjustment	0-255	Pan fine adjustment
3	Tilt adjustment	0-255	Tilt adjustment
4	Tilt fine adjustment	0-255	Tilt fine adjustment
5	Pan/Tilt speed	0-255	From fast to slow
6	Zoom	0-255	From narrow to wide
7	Lens rotation	0-155	0~60°
		156-205	Clockwise infinite rotation from fast to slow
		206-255	Counterclockwise rotation from slow to fast
8	Dimmer	0-255	From dark to bright
9	Strobe	0-3	Strobe dimming
		4-203	Synchronous strobe speed from slow to fast (1Hz-25Hz)
		204-255	Random strobe
10	R dimming	0-255	From dark to bright
11	G dimming	0-255	From dark to bright
12	B dimming	0-255	From dark to bright
13	W dimming	0-255	From dark to bright
14	Color temperature	0 -15	No function

CH	Function	DMX Value	Description
		16-35	R100%,G UP,B0%
		36-55	R DOWN,G100%,B0%
		56-75	R0%,G100%,B UP
		76-95	R0%,G DOWN,B100%
		96-115	R UP,G0%,B100%
		116-135	R100%,G0%,B DOWN
		136-155	R100%,G UP,B UP
		156-175	R DOWN,G DOWN, B 100%
		176-195	R100%,G100%,B100%,W100%
		196-200	2800K
		201-205	3200K
		206-210	3500K
		211-215	4000K
		216-220	4500K
		221-225	5000K
		226-230	5500K
		231-235	6000K
		236-240	6500K
		241-245	7000K
		246-250	7500K
		251-255	8000K
15	Macro color	0-9	No function

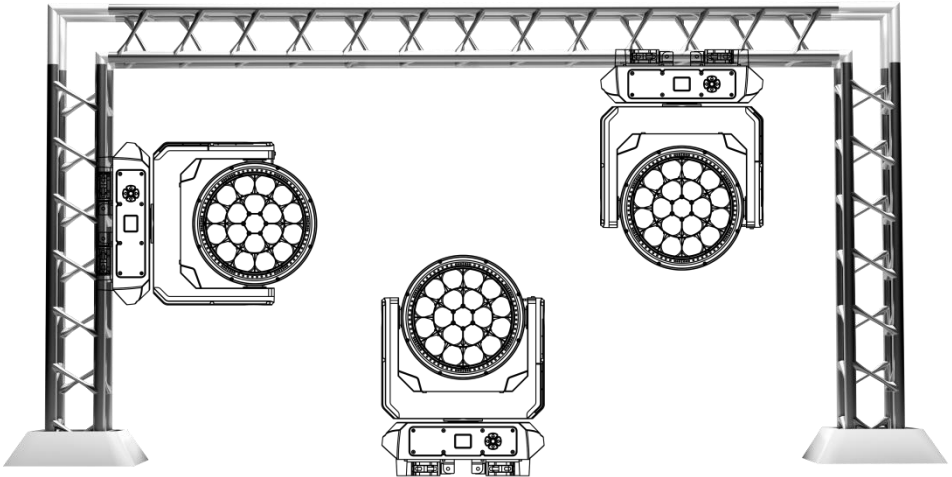
CH	Function	DMX Value	Description
		45949	Macro color 1
		20-29	Macro color 2
	(10 numbers 1 macro color)
		240-249	Macro color 24
		250-255	Macro color 25
16	Static pattern	0-9	No function
		10-12	Monochrome pattern 1
		13-15	Monochrome pattern 2
	(3 numbers 1 pattern)
		208-210	Monochrome pattern 67
		211-213	Mixed color pattern 1
		214-216	Mixed color pattern 2
	(3 numbers 1 pattern)
		250-252	Mixed color pattern 14
		253-255	Mixed color pattern 15
17	Dynamic pattern	0-9	No function
		10-14	Monochrome dynamic pattern 1
		15-19	Monochrome dynamic pattern 2
	(5 numbers 1 pattern)
		155-159	Monochrome pattern 30
		160-164	Mixed color dynamic pattern 1
		165-169	Mixed color dynamic pattern 2

CH	Function	DMX Value	Description
	(5 numbers 1 pattern)
		220-224	Mixed color dynamic pattern 13
		225-255	Mixed color dynamic pattern 14
18	Dynamic pattern speed	0-127	Clockwise, from fast to slow (with 17CH)
		128-255	Counterclockwise, from slow to fast (with 17CH)
19	Background R	0-255	From dark to bright
20	Background G	0-255	From dark to bright
21	Background B	0-255	From dark to bright
22	Background A	0-255	From dark to bright
23	Reset	0-250	No function
		250-255	Reset within 5s
24	R1 LED dimming	0-255	R1 LED dimming
25	G1LED dimming	0-255	G1 LED dimming
26	B1 LED dimming	0-255	B1 LED dimming
27	W1LED dimming	0-255	W1 LED dimming
.....
96	R19 LED dimming	0-255	R19 LED dimming
97	G19 LED dimming	0-255	G19 LED dimming
98	B19 LED dimming	0-255	B19 LED dimming
99	W19 LED dimming	0-255	W19 LED dimming

8. Mounting

When installing the unit, the trussing or area of installation must be able to hold 10 times the weight without any deformation. When installing the unit must be secured with a secondary safety attachment, e.g. an appropriate safety cable. Never stand directly under the facility while mounting, uninstalling or repairing facilities.

High-altitude mounting requires for extensive experience, including working load limits calculating , installation material, and periodic safety check of installation materials and facilities. If you're lack of mentioned qualifications, do not attempt the installation yourself. These installation should be checked by a skilled person annually.

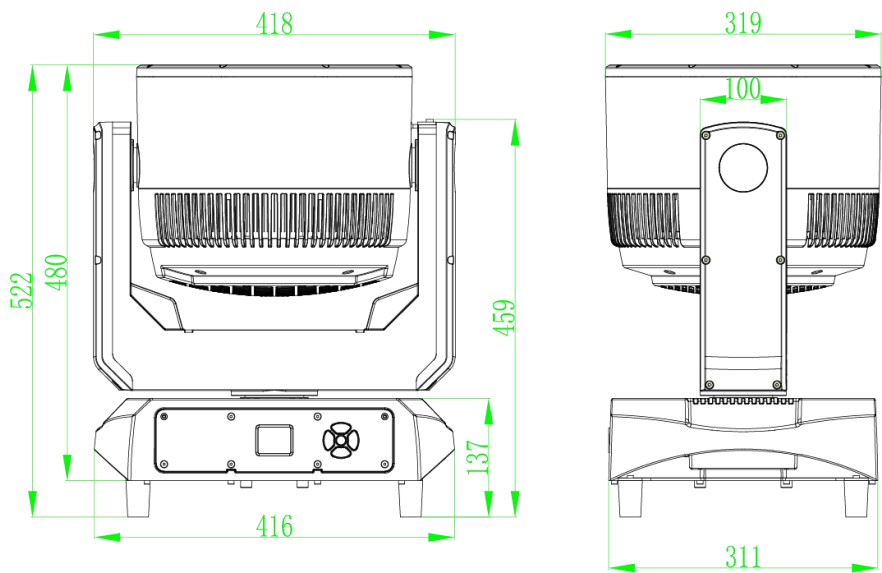


1940BWR works properly in above different mounting, hanging upside-down from a ceiling, sideways on trussing, or set on smooth horizontal surface. Be sure this facility is at least 12m (40ft) away from flammable materials (decoration etc.). Always use and install the safety cable to prevent accidental

damage or injury from the facility failure. Never use handles for secondary attachment.

NOTICE: The suitable environment temperature of the facility is from -25° C to 45° C. Do not place this facility in an environment where the temperatures are under or above the temperatures stated. This will help the fixture run at its best and extend the lifetime.

9. Product Size



10. Attention

1. When the facility is powered on, please avoid looking directly at the facility.
2. When assembling/ replacing LED, be sure to cut off the main power of facilities before opening the cover upon the LED board.

11. Trouble Shooting

Following are a few common problems that may occur during operation. Here are some suggestions for easy troubleshooting:

A. The unit does not work, no light and the fan does not work

1. Check the status of power connection and fuse.
2. Check the voltage.
3. Check the power indicator.

B. No response to DMX controller

1. If the display screen flashes, check the DMX signal connector and signal line whether the connection is correct.
1. If the display screen does not flash, but no response to channel control, check whether the address code or channel setting is correct.
1. If the DMX signal transmission is intermittent, check if the XLR and DMX cables are in good condition.
2. Try using another controller.
3. Check if the DMX cables is too close to the high-voltage wire, which may damage or interfere with the signal circuit.
6. The facility has not completed the self-check.

C. One of the channels is not working well

1. The stepper motor might be damaged or the cable connected to the PCB is broken.
2. The motor's drive IC on the PCB might be out of condition.

12. Fixture Cleaning

The lens and diffuser should be clean frequently to get better light effect. Wipe frequency according to the environment. Humidity, excessive smoke, and dirty environment will make lens dusty.

- Use soft cloth and special glass cleaner.
- Wipe lens surface at least every 30 days.
- Use vacuum cleaners or air guns to clean the interior structure of the facility, at least twice a year.



Warning:

To avoid the danger of lighting strikes and fire, please do not place the facility in a humid environment. Do not disassemble it without permission, otherwise, the manufacturer will not provide warranty. If the facility fails, please contact the manufacturer first.

Product Warranty Card

Product: IP65 19*40W Bee Eye Moving Head

Model NO.: 1940BWR

Manufacture Date:

User:

Purchase Date:

Manufacturer:

Sales Store:

Address:

ATTN.:

ATTN.:

Phone:

Phone:

Note: The above blank must be filled in and sealed by the end user or sales point, otherwise no warranty will be provided. (Below please check the warranty period and terms)

Warranty Period: This facility is warranted for 2 years from the date of purchase.

Warranty Terms:

1. Except for man-made damage and natural disasters
2. If the facility fails to function properly during the warranty period, please contact our after service department or our local distributor directly.
 - 1) Fail to present a valid warranty card.
 - 2) Omissions, alterations, and trade sales names on the warranty card.
 - 3) Failures and damage caused by force majeure.
 - 4) Failures and damage caused during transportation and handling.
 - 5) Failures and damage caused by failure to follow the instructions for use.
 - 6) Failures and damage caused by disassembly, repair, and modification of the product without the manufacturer's authorization or by non-professionals.
 - 7) Failures caused by the use of accessories not approved by the factory or not matched by the factory.

▲ Thank you for reading this manual. Please keep it for future reference.