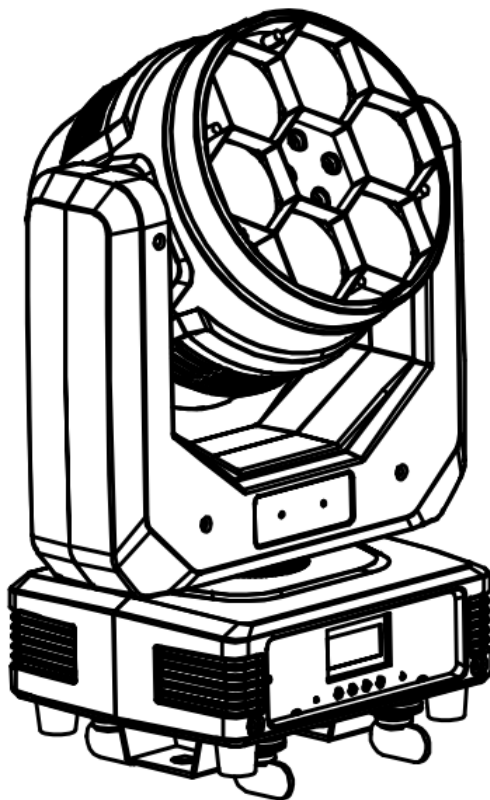

6*40w 4in1 B-eye zoom beam



User manual

Please read the instructions carefully before use

TABLE OF CONTENTS

1. Safety Instructions.....	3-4
2. Technical Specifications.....	5
3.Lux date.....	6
4. How To Control The Unit.....	6-9
5. DMX Channels	10-24
6. shape.....	25
7. Trouble shooting	26
8. Fixture Cleaning	27

statement

The product has well capability and intact packing when leave factory. All of the user should comply with warning item and manual, any misuse cause of the damages are not included in our guarantee, and also can't be responsible for any malfunction & problem owing to ignore the manual.

1. Safety Instructions

Please keep this User Guide for future consultation. If you sell the unit to another user, be sure that they also receive this instruction booklet.

- Unpack and check carefully there is no transportation damage before using the unit.
- Before operating, ensure that the voltage and frequency of power supply match the power requirements of the unit.
- It's important to ground the yellow/green conductor to earth in order to avoid electric shock.
- The unit is for indoor use only. Use only in a dry location.
- The unit must be installed in a location with adequate ventilation, at least 50 cm from adjacent surfaces. Be sure that no ventilation slots are blocked.
- Disconnect main power before replacement or servicing.
- Make sure there are no flammable materials close to the unit while operating as it is fire hazard.
- Use safety cable when fixes this unit. Do not handle the unit by taking its head only, but always by taking its base.
- Maximum ambient temperature is T_a : 40°C. Do not operate it where the temperature is higher than this Unit surface temperature may reach up to 85°C. Do not touch the housing bare-hand during its operation. Turn off the power and allow about 15 minutes for the unit to cool down before replacing or serving.
- the event of serious operating problem, stop using the unit immediately. Never try to repair the unit by yourself. Repairs carried out by unskilled people can lead to damage or malfunction. Please contact the nearest authorized technical assistance center. Always use the same type spare parts.
- Do not touch any wire during operation as high voltage might be causing electric shock.

Warning:

- To prevent or reduce the risk of electrical shock or fire, do not expose the unit to rain or moisture.
- Do not open the unit within five minutes after switching off.
- The housing, the lenses, or the ultraviolet filter must be replaced if they are visibly damaged.

Caution:

There are no user serviceable parts inside the unit. Do not open the housing or attempt any repairs yourself. In the unlikely event your unit may require service, please contact your nearest dealer.

Installation:

The unit should be mounted via its screw holes on the bracket. Always ensure that the unit is firmly fixed to avoid vibration and slipping while operating. And make sure that the structure to which you are attaching the unit is secure and is able to support a weight of 10 times of the unit's weight. Also always use a safety cable that can hold 12 times of the weight of the unit when installing the fixture.

The equipment must be fixed by professionals. And it must be fixed at a place where is out of the touch of people.

2. Technical Specifications

Light Sources: 6x 40W 4IN1 RGBW LED

Beam Angle: 3.5°~ 45°

Power Consumption: 220W

Power Voltage: AC 100-240V, 50/60Hz

Dimension: 258mm × 178mm × 334mm

Net Weight: 6 Kgs

Carton package 1in1 size: 31*23*42cm Gross weight: 7Kgs

Carton package 4in1 size: 65.5*49.5*44.5cm Gross weight: 28.5Kgs

Control

DMX Channel: 21/24/32/56 Channel

Control Modes: DMX512/Master-Slave/Auto Run/Music/RDM

Pan/Tilt

Pan/Tilt: 540°/ 270°

Pan/Tilt Resolution: 8/16 bit

Construction

Display: LCD Display

Data In/Out socket: 3-pin XLR sockets

Power Socket: Powercon in/out

Protection Rating: IP20

Features

Motorized linear zoom system, zoom range: 3.5°~45°

Pixels control

Outstanding color macro effect

Dimmer: 0~100% smooth dimming

Variable strobe effects

Fast, quiet operation and flicker free

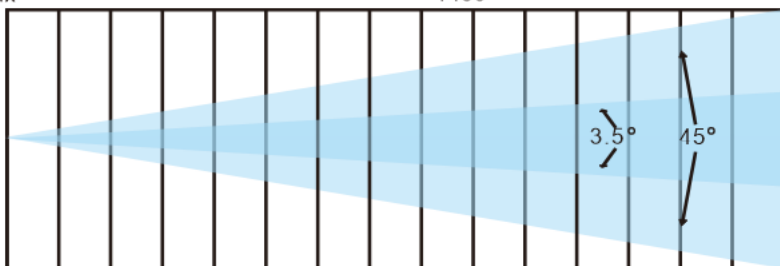
3. Lux Date

Min Zoom range = 3.5°

R lux	13200	4410	1520	655
G lux	32300	11300	3850	1610
B lux	6140	2150	720	302
W lux	40000	14300	4780	2000
4in1 lux	78000	28700	9700	4050

Max Zoom range = 45°

R lux	2340	245	110	41
G lux	5240	602	240	94
B lux	1010	117	48	18
W lux	6430	710	301	112
4in1 lux	13000	1450	603	230



Distance (m)	1	3	5	8
Spot diameter (m) 3.5°	0.22	0.48	0.8	1.03
Spot diameter (m) 45°	1.07	2.80	4.1	

4. How To Control The Unit

The DMX512 is widely used in intelligent lighting control, with a DMX 512 controller. connect several lights together, dmx in and dmx out, 3 pin XLR connectors: Pin 1: GND, Pin 2: Negative signal (-), Pin 3: Positive signal (+)

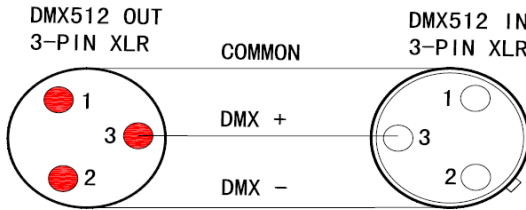
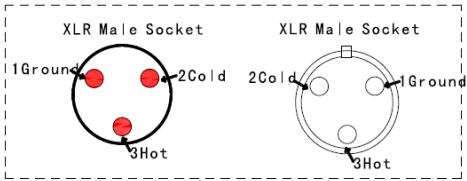


Figure2



XLR Pin Configuration	
pin1	=Ground
pin2	=Data Compliment (negative)
pin3	=Data true (positive)

Display:



Menu

Up

Down

Enter

- MENU To select the programming functions
- DOWN To go backward in the selected functions
- UP To go forward in the selected functions
- ENTER To confirm the selected functions

Set DMX Address Code

Set Address Code

- 1 Press "**Menu**" to "Set DMX Address", and press "**ENTER**" keys to enter into
- 2 Show "Set DMX Address DMX Address:**001**", Press the "**UP and DOWN**" keys to amended
- 3 Press "**ENTER**" keys to save and Exit, Press the "**MENU**" Keys does not save and Exit

1	Address	Address 001~512	Address setting 001-512
2	Mode	1.DMX512	Console control
		2.Auto	1.Master
			2.Alone
		3.Sound	1.Master
			2.Alone
		4.Manual	1.Pan:0-255
			2.Tilt:0-255
			3.Focus:0-255
			4.Rota:0-255
			5.Red:0-255
			6.Green:0-255
			7.Blue:0-255
		8.White:0-255	
9.Strobe:0-255			
3	Channel	21ch	Select channel mode
3	Channel	24ch	
		32ch	

		56ch	
4	Invert	1.Pan Invert	1.NO, 2.YES
		2.Tilt Invert	1.NO, 2.YES
5	Degree	1.540,2.360	
6	No signal	1.black out	2.hold
7	Fan set	1.auto, 2.high, 3.low	
8	Reset	1.NO	Reset
		2.YES	
9	Default	3.Yes	Factory setting
		4.No	
10	Inform	1.Soft V.XXX	Show the version number
		2.Temp ____°C	Show the temperature of led board
11	Adjust	Pass word	****
		1.Pan	0-255Pan fine control
		2.Tilt	0-255Tilt fine control
		3.Focus	0-255 Zoom fine control
		4.Rota	0-255
		5.Red	0-255
		6.Green	0-255
		7.Blue	0-255
8.White	0-255		

5.DMX Channels

DMX channel's functions and values (21 DMX channels):

Channel	Function	Description	Value
Ch 1	Red	Red dimming	0----255
Ch 2	Red adjustment	Red adjustment	0----255
Ch 3	Green	Green dimming	0----255
Ch 4	Green adjustment	Green adjustment	0----255
Ch 5	Blue	Blue dimming	0----255
Ch 6	Blue adjustment	Blue adjustment	0----255
Ch 7	White	White dimming	0----255
Ch 8	White adjustment	White adjustment	0----255
Ch 9	Color temperature	No function	0----15
		R100%,G UP,B0%	16----35
		R DOWM,G100%,B0%	36----55
		R0%,G100%,B UP	56----75
		R0%,G DOWM,B100%	76----95
		R UP,G0%,B100%	96----115
		R100%,G0%,B DOWM	116----135
		R100%,G UP,B UP	136----155
		R DOWM,G DOWM,B100%	156----175
		R100%,G100%,B100%,W100%	176----195
		2800K	196----200
		3200K	201----205
		4000K	206----210
		4500K	211----215
		5000K	216----220
5600K	221----225		
6500K	226----230		
7000K	231----235		

Ch 9	Color temperature	7500K	236---240
		8000K	241---255
Ch 10	Macro color	No function	0---9
		Macro color 1	10---19
		Macro color 2	20---29
		...(10 numbers 1 macro color)	...
		Macro color 24	240---249
	Macro color 25	250---255	
Ch 11	Dimmer	dark to bright linear dimming	0---255
Ch 12	Dimmer adjust	Dimmer adjustment control	0---255
Ch 13	Strobe	Turn on the light	0---3
		Synchro strobe speed slow to fast (1HZ-25HZ)	4---203
		Random strobe	204---255
Ch 14	Pan	Pan control	0---255
Ch 15	Pan adjustment	Pan adjustment control	0---255
Ch 16	Tilt	Tilt control	0---255
Ch 17	Tilt adjustment	Tilt adjustment control	0---255
Ch 18	zoom	zoom	0---255
Ch 19	Lens rotation	0~60°	0-155
		Clockwise infinite rotation	156-205
		Counterclockwise rotation	206-255
Ch 20	Dimming Mode	Mode -1	0 --- 49
		Mode -2	50 --- 99
		Mode -3	100---149

Ch 20	Dimming Mode	Mode -4	150---255
Ch 21	Reset	NO	0-250
		Reset within 5s	251---255

DMX channel's functions and values (24 DMX channels):

24 channel mode:

Channel	Function	Description	Value
Ch 1	pan adjustment	pan adjustment	0---255
Ch 2	Pan fine adjustment	Pan fine adjustment	0---255
Ch 3	Tilt adjustment	Tilt adjustment	0---255
Ch 4	Tilt fine adjustment	Pan fine adjustment	0---255
Ch 5	Speed of Pan/Tilt	from fast to slow	0---255
Ch 6	zoom	From near to far	0---255
Ch 7	Lens rotation	0-60°	0---155
		Clockwise infinite rotation from fast to slow	156---205
		Counterclockwise rotation from slow to fast	206---255
Ch 8	Dimmer	from dark to bright	0---255
Ch 9	Strobe	Turn on the light	0---3
		Synchro strobe speed slow to fast (1HZ-25HZ)	4---203
		Random strobe	204---255
Ch 10	R	from dark to bright	0---255
Ch 11	G	from dark to bright	0---255

Ch 12	B	from dark to bright	0----255
Ch 13	W	from dark to bright	0----255
Ch 14	Static color	No function	0----15
		R100%, G up,B0%	16----35
		R down,G100%,B0%	36---55
		R0%,G100%,B up	56---75
		R0%,G down,B100%	76---95
		R up,G0%,B100%	96---115
		R100%,G 0%,B down	116---135
		R 100%,G Up,B Up	136--155
		R down,G down,B100%	156---175
		R100%,G100%,B100%,W100%	176--195
		2800K	196--200
		3200K	201--205
		4000K	206--210
		4500K	211-215
		5000K	216-220
		5600K	221-225
		6500K	226-230
7000K	231-235		
7500K	236-240		
8000K	241-255		
Ch 15	Macro color	No function	0----9
		Macro color 1	10----19

Ch 15	Macro color	Macro color 2	20----29
	(10 numbers 1 macro color)
		Macro color 24	240----249
		Macro color 25	250----255
Ch 16	Pattern rotation	No function	0----9
		Monochrome dynamic pattern 1	10----19
		Monochrome dynamic pattern 2	20----29
	(10 numbers 1 pattern)
		Monochrome dynamic pattern 13	130----139
		Mixed color dynamic pattern 1	140----149
		Mixed color dynamic pattern 2	150----159
	(10 numbers 1 pattern)
		Mixed color dynamic pattern 10	230----239
		Mixed color dynamic pattern 11	240----255

Ch 17	Pattern movemen	Pattern movement(with 16CH)	0----255
Ch 18	Pattern effect speed	No function	0----9
		Forward, from fast to slow	10----132
		Reverse, from slow to fast	133----255
Ch 19	Background R	dark to bright	0----255
Ch 20	Background G	dark to bright	0----255
Ch 21	Background B	dark to bright	0----255
Ch 22	Background W	dark to bright	0----255
Ch 23	Dimming Mode	Mode -1	0----49
		Mode -2	50----99
		Mode -3	100----149
		Mode -4	150----255
Ch 24	Reset	no function	0----250
		Reset 5s	251----255

DMX channel's functions and values (32 DMX channels):

32 channel mode:

Channel	Function	Description	Value
Ch 1	pan adjustment	pan adjustment	0----255
Ch 2	Pan fine adjustment	Pan fine adjustment	0----255
Ch 3	Tilt adjustment	Tilt adjustment	0----255
Ch 4	Tilt fine adjustment	Pan fine adjustment	0----255
Ch 5	Speed of Pan/Tilt	from fast to slow	0----255
Ch 6	zoom	From near to far	0----255
Ch 7	Lens rotation	0-60°	0----155
		Clockwise infinite rotation from fast to slow	156----205
		Counterclockwise rotation from slow to fast	206----255
Ch 8	Dimmer	from dark to bright	0----255
Ch 9	Dimmer adjust	Dimmer adjustment control	0----255
Ch 10	Strobe	Turn on the light	0----3
		Synchro strobe speed slow to fast (1HZ-25HZ)	4----203
		Random strobe	204----255
Ch 11	LED1 R	Red dimming	0----255
Ch 12	Red adjust	Red adjust	0----255
Ch 13	LED1G	Green dimming	0----255
Ch 14	Green adjust	Green adjust	0----255
Ch 15	LED1B	Blue dimming	0----255

Ch 16	Bule adjust	Blue adjust	0----255
Ch 17	LED1 w	White dimming	0----255
Ch 18	White adjust	White adjust	0----255
Ch 19	Dimming Mode	Mode -1	0 --- 49
		Mode -2	50 --- 99
		Mode -3	100---149
		Mode -4	150---255
Ch 20	Color temperature	No function	0----15
		R100%,G UP,B0%	16----35
		R DOWM,G100%,B0%	36---55
		R0%,G100%,B UP	56---75
		R0%,G DOWM,B100%	76---95
		R UP,G0%,B100%	96---115
		R100%,G0%,B DOWM	116---135
		R100%,G UP,B UP	136--155
		R DOWM,G DOWM,B100%	156---175
		R100%,G100%,B100%,W100%	176--195
		2800K	196--200
		3200K	201--205
		4000K	206--210
		4500K	211-215
		5000K	216-220
5600K	221-225		
6500K	226-230		

		7000K	231-235
		7500K	236-240
		8000K	241-255
Ch 21	Macro color	No function	0----9
		Macro color 1	10----19
		Macro color 2	20----29
	(10 numbers 1 macro color)
		Macro color 24	240----249
		Macro color 25	250----255
Ch 22	Pattern rotation	No function	0----9
		Monochrome dynamic pattern 1	10----19
		Monochrome dynamic pattern 2	20----29
	(10 numbers 1 pattern)
		Monochrome dynamic pattern 13	130----139
		Mixed color dynamic pattern 1	140----149
		Mixed color dynamic pattern 2	150----159

	(10 numbers 1 pattern)
		Mixed color dynamic pattern 10	230----239
		Mixed color dynamic pattern 11	240----255
Ch 23	Pattern movemen	Pattern movement(with 22CH)	0----255
Ch 24	Pattern effect speed(with 22CH)	No function	0----9
		Forward, from fast to slow	10----132
		Reverse, from slow to fast	133----255
Ch 25	Pattern effect fade	Pattern effect fade	0----255
Ch 26	Background dimming	Background 0-100% dimming	0----255
Ch 27	Background strobe	Background strobe	0----255
Ch 28	Background R	dark to bright	0----255
Ch 29	Background G	dark to bright	0----255
Ch 30	Background B	dark to bright	0----255
Ch 31	Background W	dark to bright	0----255

Ch 32	Reset	no function	0----250
		Reset 5s	251----255

DMX channel's functions and values (56 DMX channels):

56 channel mode:

Channel	Function	Description	Value
Ch 1	pan adjustment	pan adjustment	0----255
Ch 2	Pan fine adjustment	Pan fine adjustment	0----255
Ch 3	Tilt adjustment	Tilt adjustment	0----255
Ch 4	Tilt fine adjustment	Pan fine adjustment	0----255
Ch 5	Speed of Pan/Tilt	from fast to slow	0----255
Ch 6	zoom	From near to far	0----255
Ch 7	Lens rotation	0-60°	0----155
		Clockwise infinite rotation from fast to slow	156----205
		Counterclockwise rotation from slow to fast	206----255
Ch 8	Dimmer	from dark to bright	0----255
Ch 9	Dimmer adjust	Dimmer adjustment control	0----255
Ch 10	Strobe	Turn on the light	0----3
		Synchro strobe speed slow to fast (1HZ-25HZ)	4----203
		Random strobe	204----255
Ch 11	LED1 R	Red dimming	0----255
Ch 12	Red adjust	Red adjust	0----255
Ch 13	LED1G	Green dimming	0----255

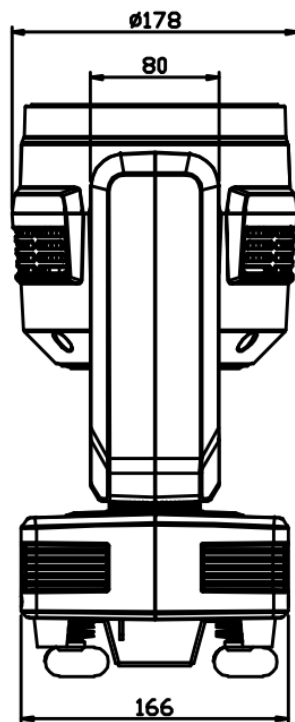
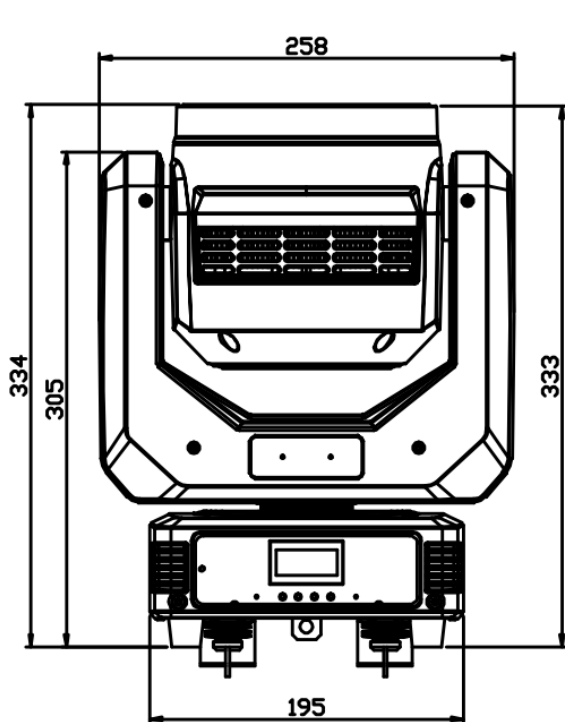
Ch 14	Green adjust	Green adjust	0----255
Ch 15	LED1B	Blue dimming	0----255
Ch 16	Bule adjust	Bule adjust	0----255
Ch 17	LED1 w	White dimming	0----255
Ch 18	White adjust	White adjust	0----255
Ch 19	Dimming Mode	Mode -1	0 --- 49
		Mode -2	50 --- 99
		Mode -3	100---149
		Mode -4	150---255
Ch 20	Color temperature	No function	0----15
		R100%,G UP,B0%	16----35
		R DOWM,G100%,B0%	36---55
		R0%,G100%,B UP	56---75
		R0%,G DOWM,B100%	76---95
		R UP,G0%,B100%	96---115
		R100%,G0%,B DOWM	116---135
		R100%,G UP,B UP	136--155
		RDOWM,G DOWM,B100%	156---175
		R100%,G100%,B100%,W100%	176--195
		2800K	196--200
		3200K	201--205
		4000K	206--210
		4500K	211-215
5000K	216-220		

		5600K	221-225
		6500K	226-230
		7000K	231-235
		7500K	236-240
		8000K	241-255
Ch 21	Macro color	No function	0----9
		Macro color 1	10----19
		Macro color 2	20----29
	(10 numbers 1 macro color)
		Macro color 24	240----249
		Macro color 25	250----255
Ch 22	Pattern rotation	No function	0----9
		Monochrome dynamic pattern 1	10----19
		Monochrome dynamic pattern 2	20----29
	(10 numbers 1 pattern)
		Monochrome dynamic pattern 13	130----139
		Mixed color dynamic pattern 1	140----149

		Mixed color dynamic pattern 2	150----159
	(10 numbers 1 pattern)
		Mixed color dynamic pattern 10	230----239
		Mixed color dynamic pattern 11	240----255
Ch 23	Pattern movemen	Pattern movement(with 22CH)	0----255
Ch 24	Pattern effect speed(with 22CH)	No function	0----9
		Forward, from fast to slow	10----132
		Reverse, from slow to fast	133----255
Ch 25	Pattern effect fade	Pattern effect fade	0----255
Ch 26	Background dimming	Background 0-100% dimming	0----255
Ch 27	Background strobe	Background strobe	0----255
Ch 28	Background R	dark to bright	0----255
Ch 29	Background G	dark to bright	0----255
Ch 30	Background B	dark to bright	0----255

Ch 31	Background W	dark to bright	0----255
Ch 32	Reset	no function	0----250
		Reset 5s	251----255
Ch 33	LED1 R	LED1 R dimming	0----255
Ch 34	LED1 G	LED1 G dimming	0----255
Ch 35	LED1 B	LED1 B dimming	0----255
Ch 36	LED1 W	LED1 W dimming	0----255
.....
Ch 53	LED6 R	LED6 R dimming	0----255
Ch 54	LED6 G	LED6 G dimming	0----255
Ch 55	LED6 B	LED6 B dimming	0----255
Ch 56	LED6 W	LED6 W dimming	0----255

6.Shape



7. Trouble shooting

Following are a few common problems that may occur during operation. Here are some suggestions for easy troubleshooting:

A. The unit does not work, no light and the fan does not work

1. Check the connection of power and main fuse.
2. Measure the mains voltage on the main connector.
3. Check the power on LED.

B. Not responding to DMX controller

1. DMX LED should be on. If not, check DMX connectors, cables to see if link properly.
2. If the DMX LED is on and no response to the channel, check the address settings and DMX polarity.
3. If you have intermittent DMX signal problems, check the pins on connectors or on PCB of the unit or the previous one.
4. Try to use another DMX controller.
5. Check if the DMX cables run near or run alongside to high voltage cables that may cause damage or interference to DMX interface circuit.

C. One of the channels is not working well

1. The stepper motor might be damaged or the cable connected to the PCB is broken.
2. The motor's drive IC on the PCB might be out of condition.

8. Fixture Cleaning

The cleaning of internal and external optical lenses and/or mirrors must be carried out periodically to optimize light output. Cleaning frequency depends on the environment in which the fixture operates: damp, smoky or particularly dirty surrounding can cause greater accumulation of dirt on the unit's optics.

- **Clean with soft cloth using normal glass cleaning fluid.**
- **Always dry the parts carefully.**
- **Clean the external optics at least every 20 days. Clean the internal optics at least every 30/60 days.**